

The "A" Series Base

(model A-26 x 26 shown)

#7 Glide

"A" series base represents a 2" round tubular design. Painted black finish is standard. Must specify other colors. Chrome is optional. 42" and wheelchair height available.



A Series Base (A-26 x 26)

Base Bottom: 2" Rd. (16 gauge)

Height: 28 3/4" from floor to top of spider

Glide: #7 (four total)

Column: 3" x 18 Gauge Cold Rolled
Plating Quality Steel.

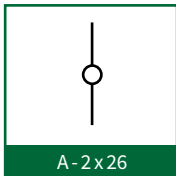
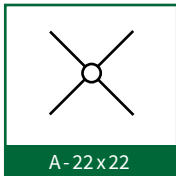
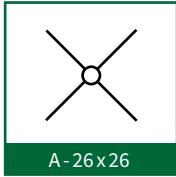
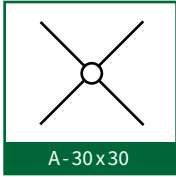
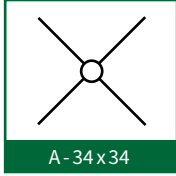
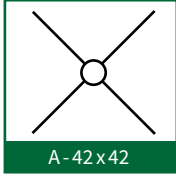
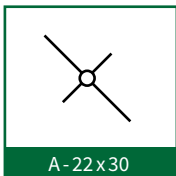
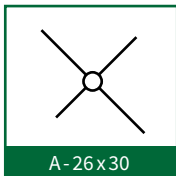
Spider: 14" x 14" x 3" thick stamped steel.

Color is black.

Shipped: Knocked Down

Questions: If you have any questions, feel free to visit our website for more info or contact our office.

Sizes Available

 A - 2 x 26 Two bases required per top (13 lbs)	 A - 22 x 22 Top Capacity: 24" x 24" (15 lbs)
 A - 26 x 26 Top Capacity: 30" x 30" (19 lbs)	 A - 30 x 30 Top Capacity: 36" x 36" (21 lbs)
 A - 34 x 34 Top Capacity: 42" x 42" (23 lbs)	 A - 42 x 42 Top Capacity: 54" Round (27 lbs)
 A - 22 x 30 Top Capacity: 24" x 48" (21 lbs)	 A - 26 x 30 Top Capacity: 30" x 48" (22 lbs)

2 year warranty